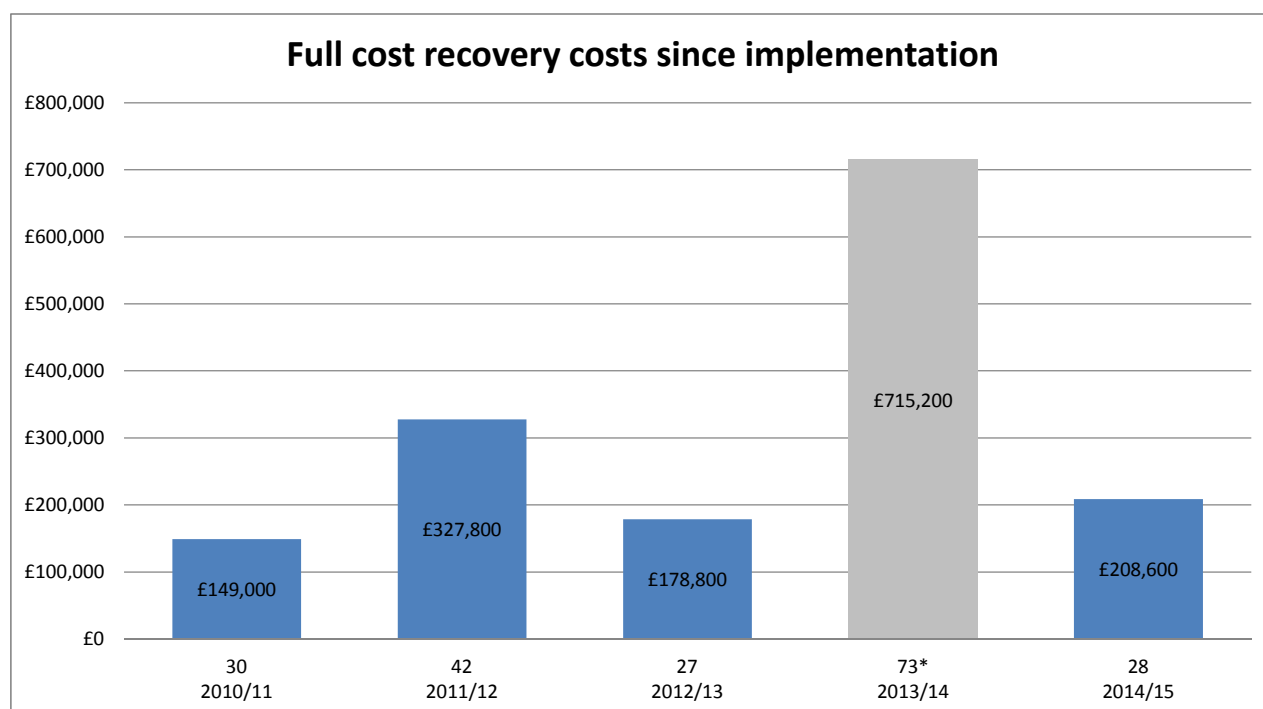


APPENDIX 1

Permanent Exclusions and Full Cost Recovery by School - 2010/2011 to Present (28 November 2014)

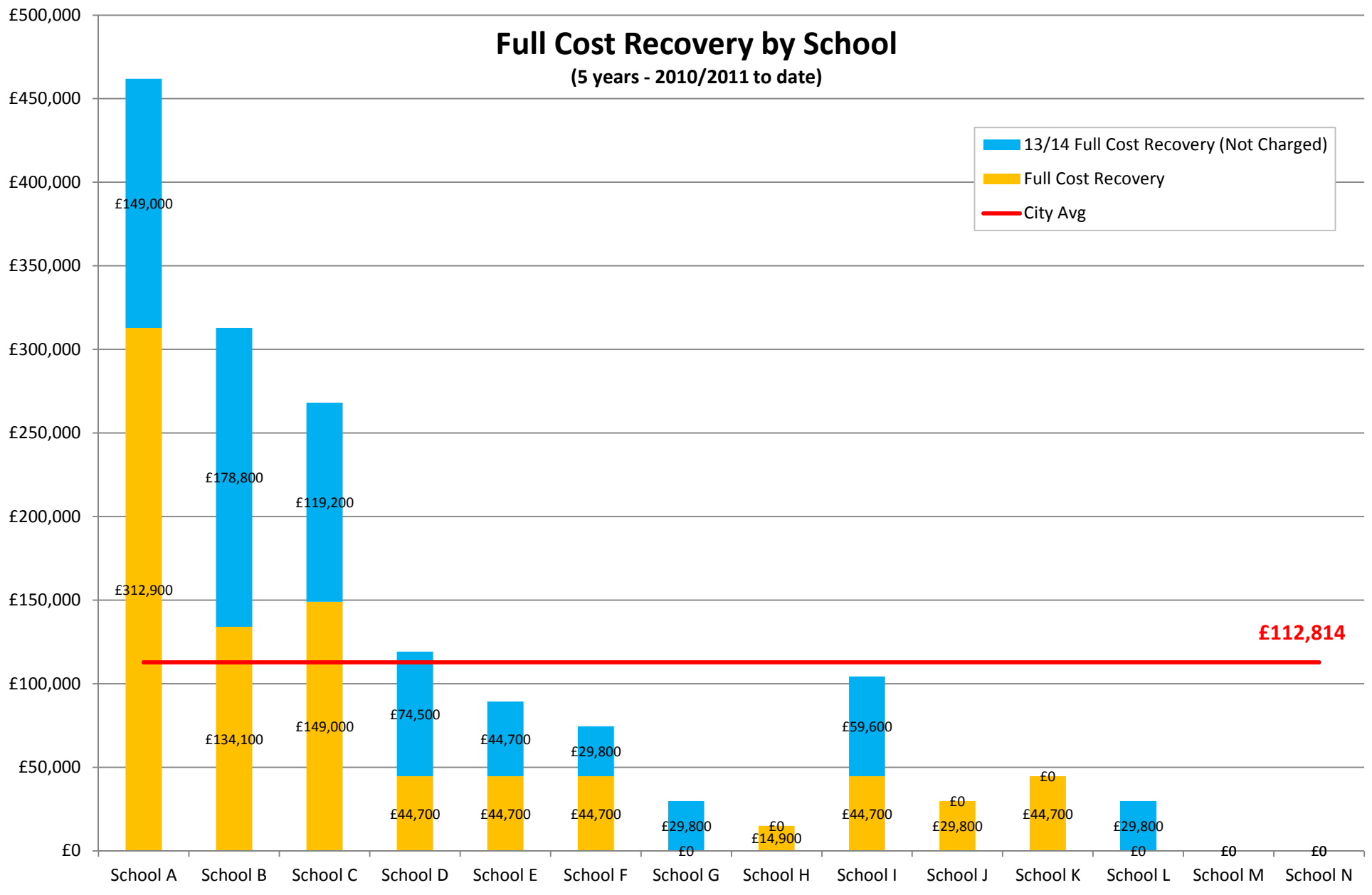
		2009/10 (FCR - N/A)	2010/11	2011/12	2012/13	2013/14 (FCR - N/A)*	2014/15	Total	Average per year
School A	Permanent Exclusions	17	7	8	6	12	8	58	10
	Full Cost Recovery	-	£74,500	£89,400	£59,600	£149,000	£89,400	£461,900	£92,380
School B	Permanent Exclusions	5	1	7	1	14	6	34	6
	Full Cost Recovery	-	£0	£74,500	£0	£178,800	£59,600	£312,900	£62,580
School C	Permanent Exclusions	5	7	4	5	10	1	32	5
	Full Cost Recovery	-	£74,500	£29,800	£44,700	£119,200	£0	£268,200	£53,640
School D	Permanent Exclusions	6	2	4	3	7	1	23	4
	Full Cost Recovery	-	£0	£29,800	£14,900	£74,500	£0	£119,200	£23,840
School E	Permanent Exclusions	4	2	1	4	5	3	19	3
	Full Cost Recovery	-	£0	£0	£29,800	£44,700	£14,900	£89,400	£17,880
School F	Permanent Exclusions	6		4	3	4		17	4
	Full Cost Recovery	-	£0	£29,800	£14,900	£29,800	£0	£74,500	£14,900
School G	Permanent Exclusions	2	2	2	2	4	2	14	2
	Full Cost Recovery	-	£0	£0	£0	£29,800	£0	£29,800	£5,960
School H	Permanent Exclusions	5	1	3		1		10	3
	Full Cost Recovery	-	£0	£14,900	£0	£0	£0	£14,900	£2,980
School I	Permanent Exclusions	3	2	4	3	6	1	19	3
	Full Cost Recovery	-	£0	£29,800	£14,900	£59,600	£0	£104,300	£20,860
School J	Permanent Exclusions	1	2	4		1		8	2
	Full Cost Recovery	-	£0	£29,800	£0	£0	£0	£29,800	£5,960
School K	Permanent Exclusions	1	1			3	5	10	3
	Full Cost Recovery	-	£0	£0	£0	£0	£44,700	£44,700	£8,940
School L	Permanent Exclusions		1			4	1	6	2
	Full Cost Recovery	-	£0	£0	£0	£29,800	£0	£29,800	£5,960
School M	Permanent Exclusions	1	2	1		1		5	1
	Full Cost Recovery	-	£0	£0	£0	£0	£0	£0	£0
School N	Permanent Exclusions	2				1		3	2
	Full Cost Recovery	-	£0	£0	£0	£0	£0	£0	£0
Total	Permanent Exclusions	58	30	42	27	73	28	258	18
	Full Cost Recovery	-	£149,000	£327,800	£178,800	£715,200	£208,600	£1,579,400	£112,814

* Full Cost Recovery (FCR) was not implemented for the 2013/2014 financial year, but cost has been shown for illustration.



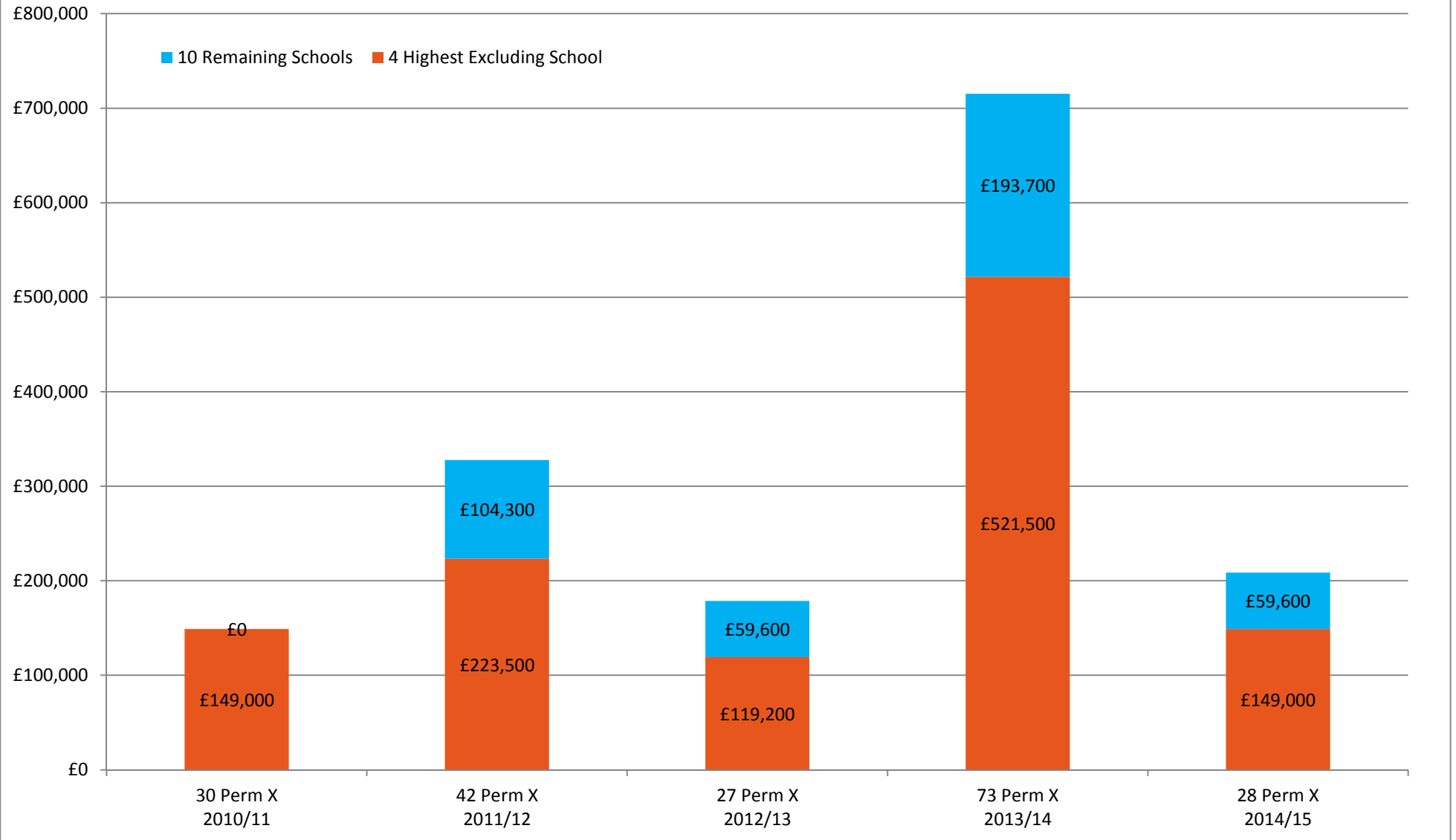
Full Cost Recovery by School

(5 years - 2010/2011 to date)



Full Cost Recovery - Total Costs over 5 years

Comparison between 4 highest excluding schools and 10 remaining schools



Full Cost Recovery - Average Cost per School

4 Highest excluding schools vs 10 Remaining schools (2010/2011 to Present)

